

Dear Parents,

Our Philosophy:

We believe that all of our students can behave appropriately in the classroom. Activities are planned to allow for active participation. Students are expected to behave in a manner that is appropriate for a five year old child. The following rules are our classroom rules. They are worded in a manner that is easy for children to understand. In order to guarantee your child, and all the students in the classroom, the excellent learning climate they deserve, this is our plan to assure appropriate behavior and a positive learning environment.

Classroom Rules:

1. **Listening Bodies** – (I will listen and follow directions.)
2. **Raised Hands** – (I will raise my hand to share ideas.)
3. **Quiet Mouths** – (I will use a soft voice.)
4. **Walking Feet** – (I will walk in school to be safe.)
5. **Helping Hands** – (I will use my hand for helping and not hurting.)
6. **Caring Hearts** – (I will use kind words.)

How It Works:

Each child has a clothes pin with their class number attached to a behavior board. Every day the children start with their clip on green. As they are caught doing well or breaking the rules, the children will be told to move their clip up or down the board. The goal is to stay on green or either of the two sections about it. Those levels are purple and blue. They want to stay off of orange, yellow and red. ☹ These are the sections below green. Each day your child is on green or above, they will receive a coordinating colored stamp.

If the student chooses to break a rule:

The child will move their clip down and take a time out. If they continue to break rules and move to red, you will receive a behavior notice in the back of your child's purple folder. Please sign and return the following school day.

If the child is caught doing the right thing: They get to move their clip up. ☺

During the year, the children will receive many positive comments about appropriate behavior. The true goal is for the children to feel good about their behavior and to behave because of their inward motivation. If your child is on green or above this tells you the behavior was appropriate. However, if your child is below green, please discuss with your child how they can make better choices and follow the rules for the classroom.

If at any time you would like to discuss behavior concerns with me, please feel free to contact me. When the teacher and the parents work together, positive results are achieved. Please help your child to learn appropriate school behavior by supporting our attempts to instill positive behavior in your child.

Please sign the tear off portion of this page and **return it to school on Monday.** If you have any questions, please contact me so we can discuss them.


Thanks, Mrs. Schigur & Ms. Hood

I have read and understand the Discipline Plan for your classroom

Child's Name



Parent's Name

Classroom Rules




1. Listening Bodies

I will listen and follow directions.




2. Raise Hands

I will raise my hand to share ideas.




3. Quiet Mouths

I will use a soft voice.




4. Walking Feet

I will walk in school to be safe.



5. Helping Hands

I will use my hands for helping not hurting.



6. Caring Hearts

I will use kind words.



Classroom
Behavior Chart

How Was My Day
Great Effort
Good Work
Ready to Learn (Starts Here)
Think About It
Slow Down
Oh No, STOP!

Classroom
Behavior Chart

How Was My Day
Great Effort
Good Work
Ready to Learn (Starts Here)
Think About It
Slow Down
Oh No, STOP!